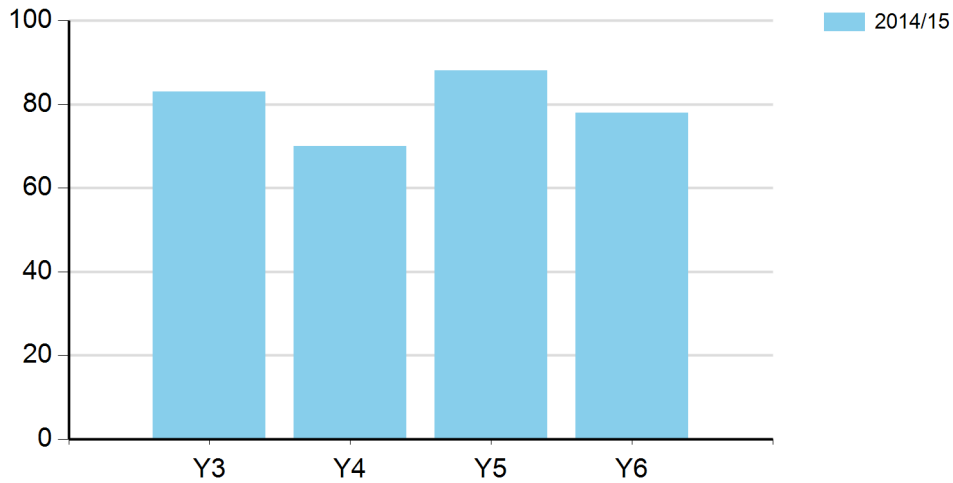


# SCHOOL SPORT REPORT

## GRANBY JUNIOR SCHOOL (2014/15)

### Pupil Numbers



	Total
2014/15	319

### Pupil Numbers (By Key Stage)

	2014/15
KS2	319
School Total	319



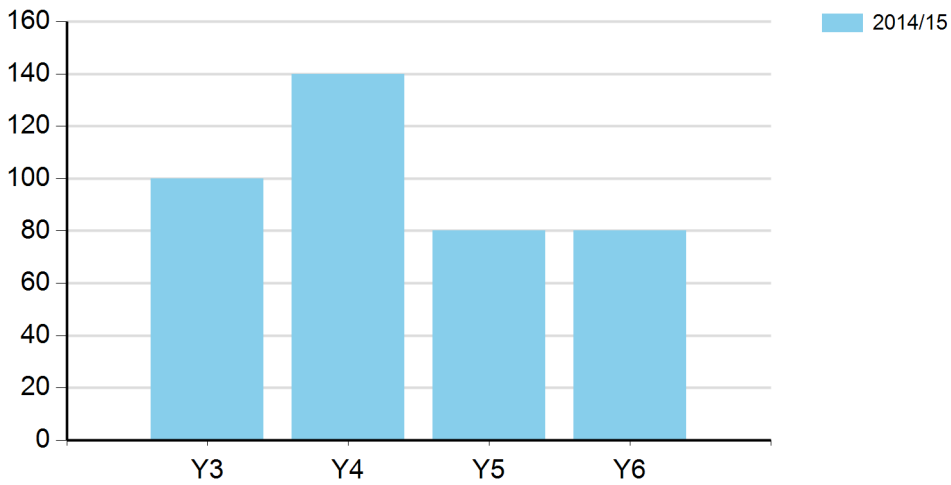
© 2015 EREWASH SSP & TEC I.T. Ltd

This report has been produced on behalf of EREWASH SSP and is based on information provided by individual schools.

EREWASH SSP and TEC I.T. Ltd accept no responsibility for inaccurate data submitted.

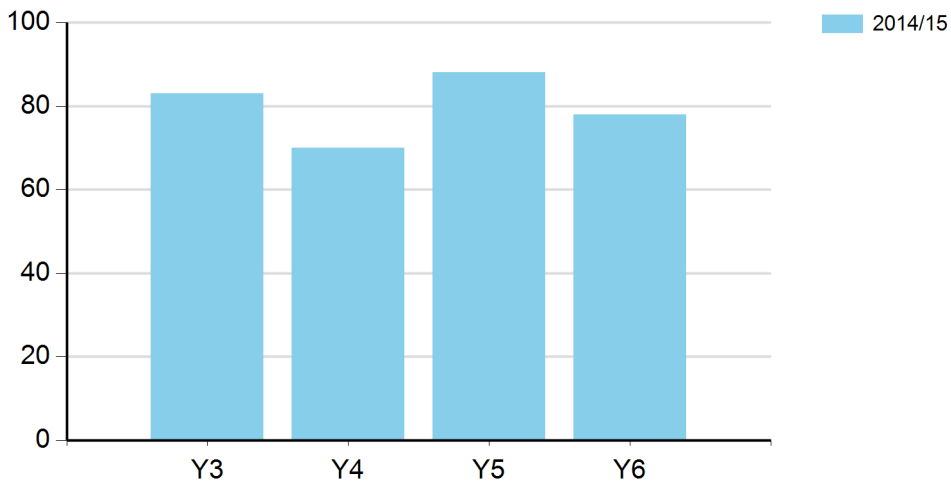


### Minutes of PE in a typical week



	Total
2014/15	400

### Number of young people participating in Intra School / Level 1 competitions



	Total
2014/15	319



© 2015 EREWASH SSP & TEC I.T. Ltd

This report has been produced on behalf of EREWASH SSP and is based on information provided by individual schools.

EREWASH SSP and TEC I.T. Ltd accept no responsibility for inaccurate data submitted.



### Number of young people participating in Intra School / Level 1 competitions (By Key Stage)

	2014/15
KS2	319
School Total	319

### Percentage of young people involved in Intra / Level 1 competition

	2014/15
Y3	100.00%
Y4	100.00%
Y5	100.00%
Y6	100.00%
Total School Average	100.00%

### Intra / Level 1 comments



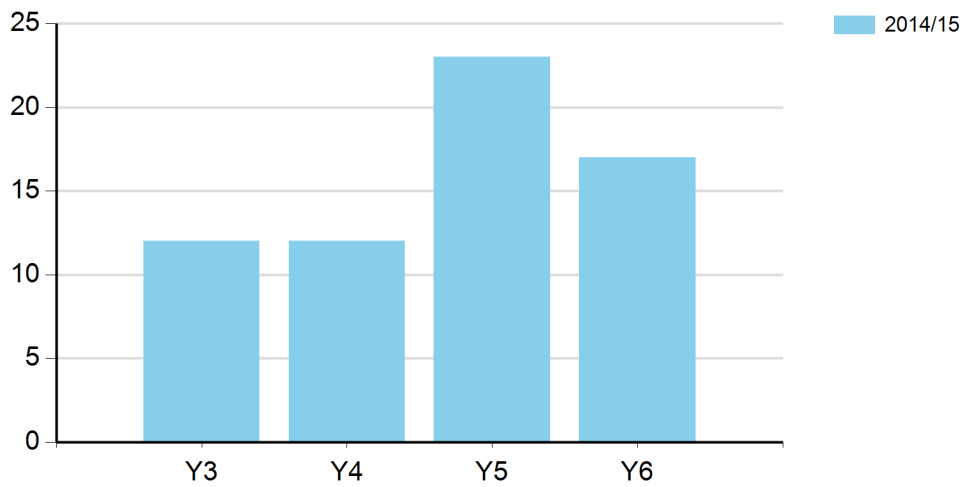
© 2015 EREWASH SSP & TEC I.T. Ltd

This report has been produced on behalf of EREWASH SSP and is based on information provided by individual schools.

EREWASH SSP and TEC I.T. Ltd accept no responsibility for inaccurate data submitted.



### Number of young people involved in Inter / Level 2 competition



	Total
2014/15	64

### Number of young people involved in Inter / Level 2 competition (By Key Stage)

	2014/15
KS2	64
School Total	64

### Percentage of young people involved in Inter / Level 2 competition

	2014/15
Y3	14.46%
Y4	17.14%
Y5	26.14%
Y6	21.79%
Total School Average	20.06%



© 2015 EREWASH SSP & TEC I.T. Ltd

This report has been produced on behalf of EREWASH SSP and is based on information provided by individual schools.

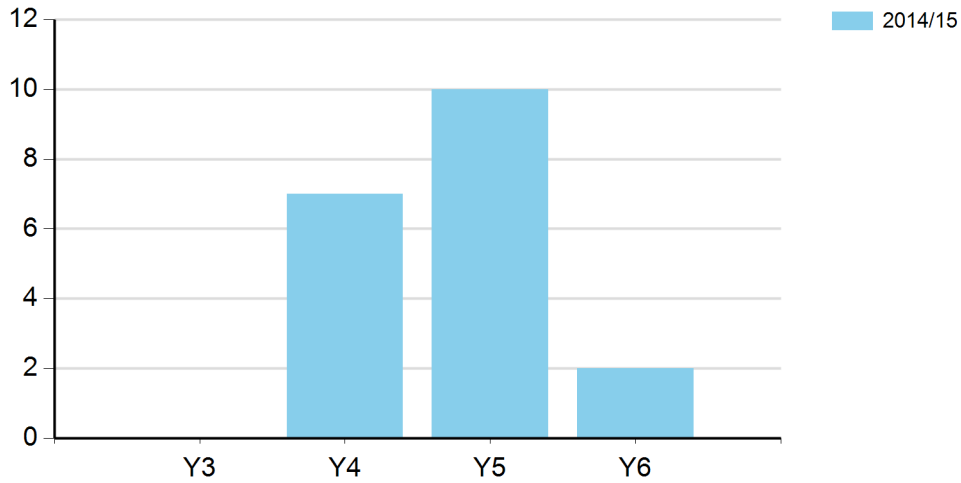
EREWASH SSP and TEC I.T. Ltd accept no responsibility for inaccurate data submitted.





## Inter / Level 2 comments

### Number of young people involved in Sports Leadership



	Total
2014/15	19

### Number of young people involved in Sports Leadership (By Key Stage)

	2014/15
KS2	19
School Total	19



© 2015 EREWASH SSP & TEC I.T. Ltd

This report has been produced on behalf of EREWASH SSP and is based on information provided by individual schools.

EREWASH SSP and TEC I.T. Ltd accept no responsibility for inaccurate data submitted.

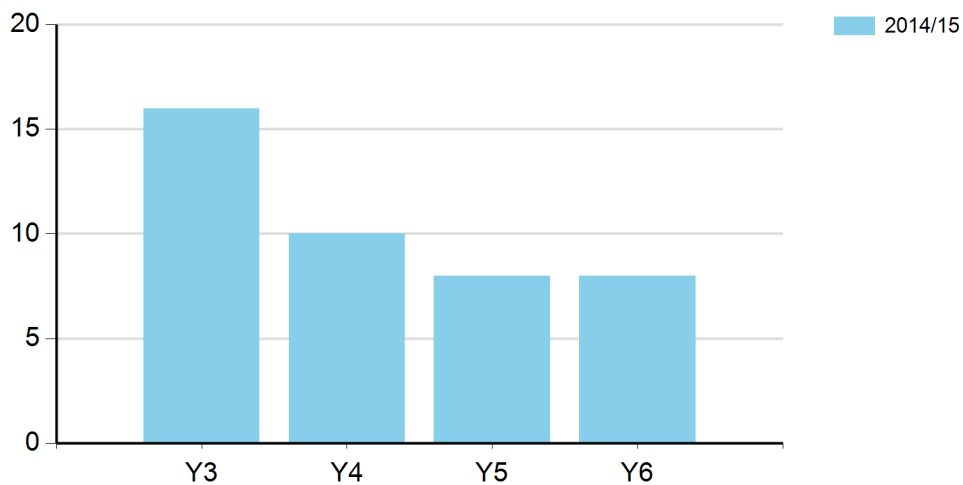


## Percentage of young people involved in Sports Leadership

	2014/15
Y3	0.00%
Y4	10.00%
Y5	11.36%
Y6	2.56%
Total School Average	5.96%

### Leadership comments

## Number of young people participating in extra curricular sporting activity



	Total
2014/15	42



© 2015 EREWASH SSP & TEC I.T. Ltd

This report has been produced on behalf of EREWASH SSP and is based on information provided by individual schools.

EREWASH SSP and TEC I.T. Ltd accept no responsibility for inaccurate data submitted.



## Number of young people participating in extra curricular sporting activity (By Key Stage)

	2014/15
KS2	42
School Total	42

## Percentage of young people participating in extra curricular sporting activity

	2014/15
Y3	19.28%
Y4	14.29%
Y5	9.09%
Y6	10.26%
Total School Average	13.17%

### Extra Curricular Comments



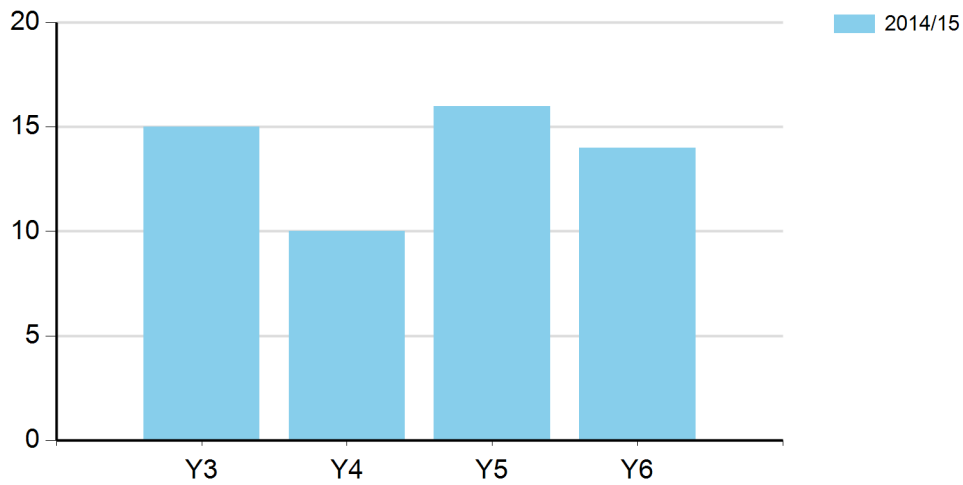
© 2015 EREWASH SSP & TEC I.T. Ltd

This report has been produced on behalf of EREWASH SSP and is based on information provided by individual schools.

EREWASH SSP and TEC I.T. Ltd accept no responsibility for inaccurate data submitted.



### Number of young people (SEN) participating in Intra School / Level 1 competitions



	Total
2014/15	55

### Number of young people (SEN) participating in Intra School / Level 1 competitions (By Key Stage)

	2014/15
KS2	55
School Total	55

### Percentage of young people (SEN) involved in Intra / Level 1 competition

	2014/15
Y3	100.00%
Y4	100.00%
Y5	100.00%
Y6	100.00%
Total School Average	100.00%



© 2015 EREWASH SSP & TEC I.T. Ltd

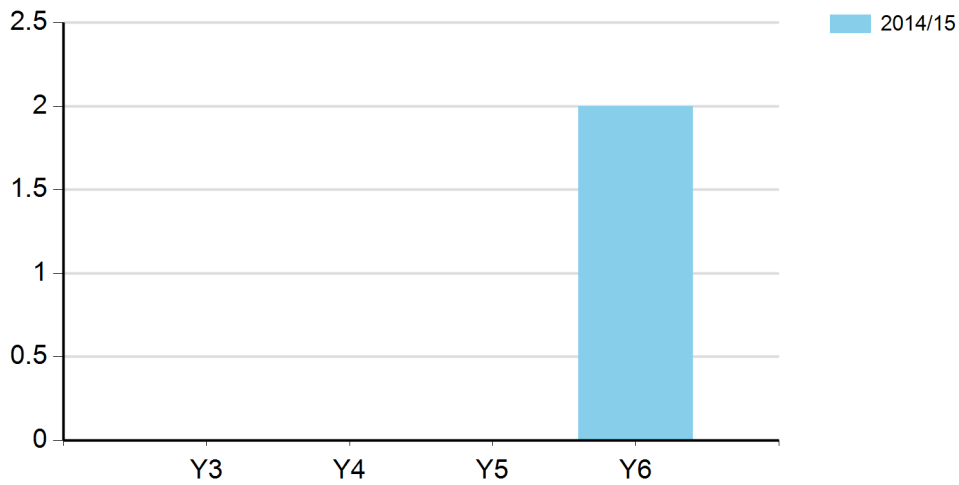
This report has been produced on behalf of EREWASH SSP and is based on information provided by individual schools.

EREWASH SSP and TEC I.T. Ltd accept no responsibility for inaccurate data submitted.





### Number of young people (SEN) involved in Inter / Level 2 competition



	Total
2014/15	2

### Number of young people (SEN) involved in Inter / Level 2 competition (By Key Stage)

	2014/15
KS2	2
School Total	2

### Percentage of young people (SEN) involved in Inter / Level 2 competition

	2014/15
Y3	0.00%
Y4	0.00%
Y5	0.00%
Y6	14.29%
Total School Average	3.64%



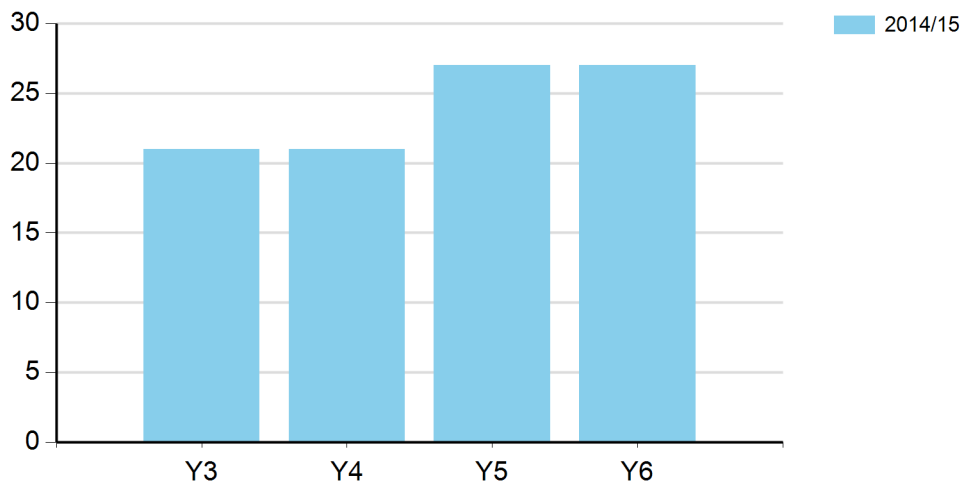
© 2015 EREWASH SSP & TEC I.T. Ltd

This report has been produced on behalf of EREWASH SSP and is based on information provided by individual schools.

EREWASH SSP and TEC I.T. Ltd accept no responsibility for inaccurate data submitted.



### Number of young people (Pupil Premium) participating in Intra School / Level 1 competitions



	Total
2014/15	96

### Number of young people (Pupil Premium) participating in Intra School / Level 1 competitions (By Key Stage)

	2014/15
KS2	96
School Total	96

### Percentage of young people (Pupil Premium) involved in Intra / Level 1 competition

	2014/15
Y3	100.00%
Y4	100.00%
Y5	100.00%
Y6	100.00%
Total School Average	100.00%



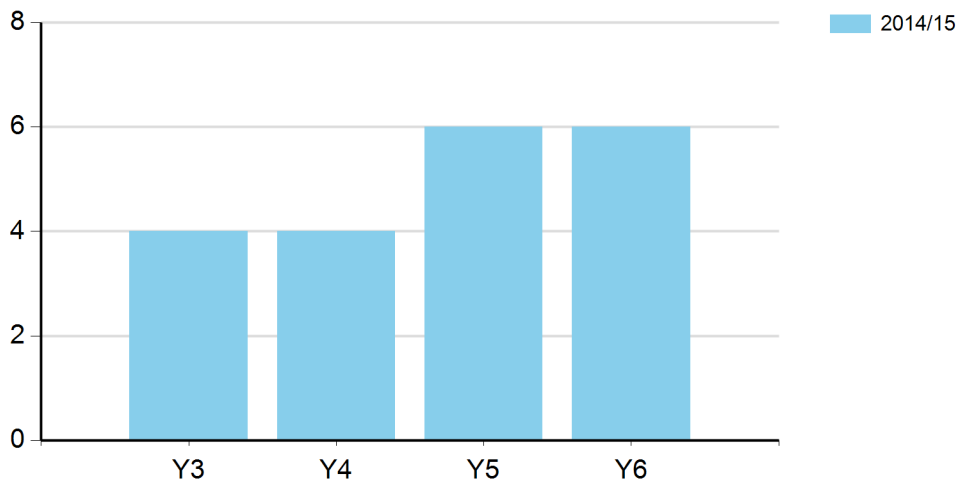
© 2015 EREWASH SSP & TEC I.T. Ltd

This report has been produced on behalf of EREWASH SSP and is based on information provided by individual schools.

EREWASH SSP and TEC I.T. Ltd accept no responsibility for inaccurate data submitted.



### Number of young people (Pupil Premium) involved in Inter / Level 2 competition



	Total
2014/15	20

### Number of young people (Pupil Premium) involved in Inter / Level 2 competition (By Key Stage)

	2014/15
KS2	20
School Total	20

### Percentage of young people (Pupil Premium) involved in Inter / Level 2 competition

	2014/15
Y3	19.05%
Y4	19.05%
Y5	22.22%
Y6	22.22%
Total School Average	20.83%



© 2015 EREWASH SSP & TEC I.T. Ltd

This report has been produced on behalf of EREWASH SSP and is based on information provided by individual schools.

EREWASH SSP and TEC I.T. Ltd accept no responsibility for inaccurate data submitted.

